



SH

elevators[®] PVT. LTD.

all kind of new elevators manufacturing, installation & maintenance

SH ELEVATORS GROUP OF COMPANIES



Company Profile :

Major urban development is made possible due to the vertical transportation technology.

We as S.H. ELEVATORS Pvt. Ltd. are determined to play a major role in vertical transportation of all kinds.

A complete range of elevators are manufactured with total integration adhering to all the quality and safety norms, various equipment like gear boxes, lift duty motors, driving sheaves, lift cars, (made of Wood, S.S., M.S. Powder Coated etc.) over speed governors, door locks 12v electronics controllers, and many more are manufactured using most modern methods of production under one roof in fully equipped plant located at Ahmedabad, Gujarat, India.

Company "S.H. ELEVATORS" was founded with private capital as a trading company in mid-2013 headquarters of the company since its founding until today is located in Vadodara. With the efforts made in the last 5 years of effort, the team of the company has been established and proven modern thinking team, succeeded in creating a prosperous company. The Members of our professional team have proven their skills and professionalism, which determines the best feedback received from each of our clients.

The work of our highly qualified staff and specialists, the company has provided appropriate equipment and tools necessary for the fulfillment of each order. Each project completed by "S.H. ELEVATORS Pvt. Ltd." is characterized by excellent quality, reliability and certainty of execution, as well as impeccable guarantee and warranty support.

SAFETY STANDARDS :

We strictly comply with Gujarat Government Lift & Escalator Rules - 2000 (Act - 11, Annexure 13) Standard for Lifts.

Our Prime Concerns :

- Safety of Passengers.
- Safety of Equipment.
- Safety of Persons around the Equipment.

Quality Policy :

Quality policy of S.H. ELEVATORS is to achieve complete satisfaction by fulfilling his needs through technical excellent product and prices solutions so as to become a leading & highly valued organization committed to high.

Own Emergency Service :

Given our desire to provide our clients full use of purchased equipment, the company maintains a non-stop service unit. This mobile group consisting of qualified technicians is available 24 hours. 7 days a week, so we promptly correct any problem and restore normal operation of the plant.

Gearless Machine

The gearless machine, which is powered by a Permanent Magnet Synchronous Motor (PMSM), represents the state of art in elevator technology - especially for the Machine Roomless (MRL) Segment. We use precision made High Torque Permanent Magnet Synchronous Motor gearless traction machines. These Machines are highly efficient and consumes less Power as compared to Geared machines.

As there is no reduction gearbox, the machine ensures high efficiency. these machines are sealed for lifetime and do not require oil Change. These machines also provide a smooth ride for the passengers as there is low noise and vibrations as compared to a Geared machine. Most of the time the gearless machine is fitted with 2:1 roping which reduces the kilowatt rating of the Machine required for carrying certain amount of load resulting in better efficiency. These Machines save upto 30% of power as compared to geared Machine. This Machine can be used for Machine Roomless applications.

These Machines are used for low as well for high speed application. All high-rise, high speed elevators use gearless machines.



Geared Traction Machines


Geared traction machines are driven by AC 3-phase electric motors. Geared machines use 'Worm Shaft Gears' to control mechanical movement of elevator cars by "rolling" steel hoist ropes over a drive sheave which is attached to a gearbox driven by a high speed motor. These machines are generally the best option for basement or overhead traction use.

Hydraulic Kit & Layout

All the Hydraulic Units we use are imported from Italy. This Assures world class quality and reliability. The Hydraulic Unit Consumes power only during the up direction travel of the Elevator. During its travel in the down direction, the elevator consumes almost no Power. The Hydraulic units can be suited for various applications including Home Lifts, Passenger Lifts, Car Lifts or Goods Lifts. Hydraulic units can be used for single phase as well as for three phase power supply. Single Phase Hydraulic units are used for Home Lift applications.

All Hydraulic units provided by us have manual lowering feature as well as manual raising feature. These feature help to rescue passengers in case of power failure.






 elevators.com



STAINLESS STEEL LIFT CABIN






**MS POWDER COATED LIFT CABIN
WITH CHOICE OF COLOUR & DESIGN**



CEILING & LED LIGHTS



STAINLESS STEEL HAND RAIL



FLOORING WITH CHOICE OF COLOUR & DESIGN



MS TELESCOPIC DOOR



STAINLESS STEEL DOOR



GLASS DOOR

LIFT DOORS



COLLAPSIBLE DOOR



IMPERFORATE DOOR



MS SWING DOOR



CAR OPERATING PANEL



LANDING OPERATING PANEL



STANDARD BUTTONS

CONTROL PANELS

Based on various studies and researches in elevator industry, S. H. Elevators has come up with most appropriate Control Panels that serves various needs of our clients. These systems have been designed to minimize the elevator movements while optimally serving the passengers. This helps to reduce the electricity consumption besides saving the waiting time for passengers.



AUTOMATIC RESCUE DEVICE (ARD)

In case of power failure this will help to bring the Lift at nearest Floor. This system works on batteries and comes into play only in case of power failure. This helps to bring the lift to the nearest floor thus allowing anyone trapped inside to come out easily.

VARIABLE VOLTAGE VARIABLE FREQUENCY DRIVE (V3F DRIVE)

As car air conditioner has become a standard feature in any modern car, V3F drive is an essential feature of modern elevator and it is real value for money. Here are some of the salient features of elevator with V3F Drive :

- Smooth Start & Stop
- Better Level accuracy irrespective of Load
- Extra Loading Capacity
- Reduces Breakdowns
- Improves Life of Lift
- Reduces Electricity consumption
- Floor Announcement System
- Soft Music while lift is working
- Better integration with generator or battery backup Inverter



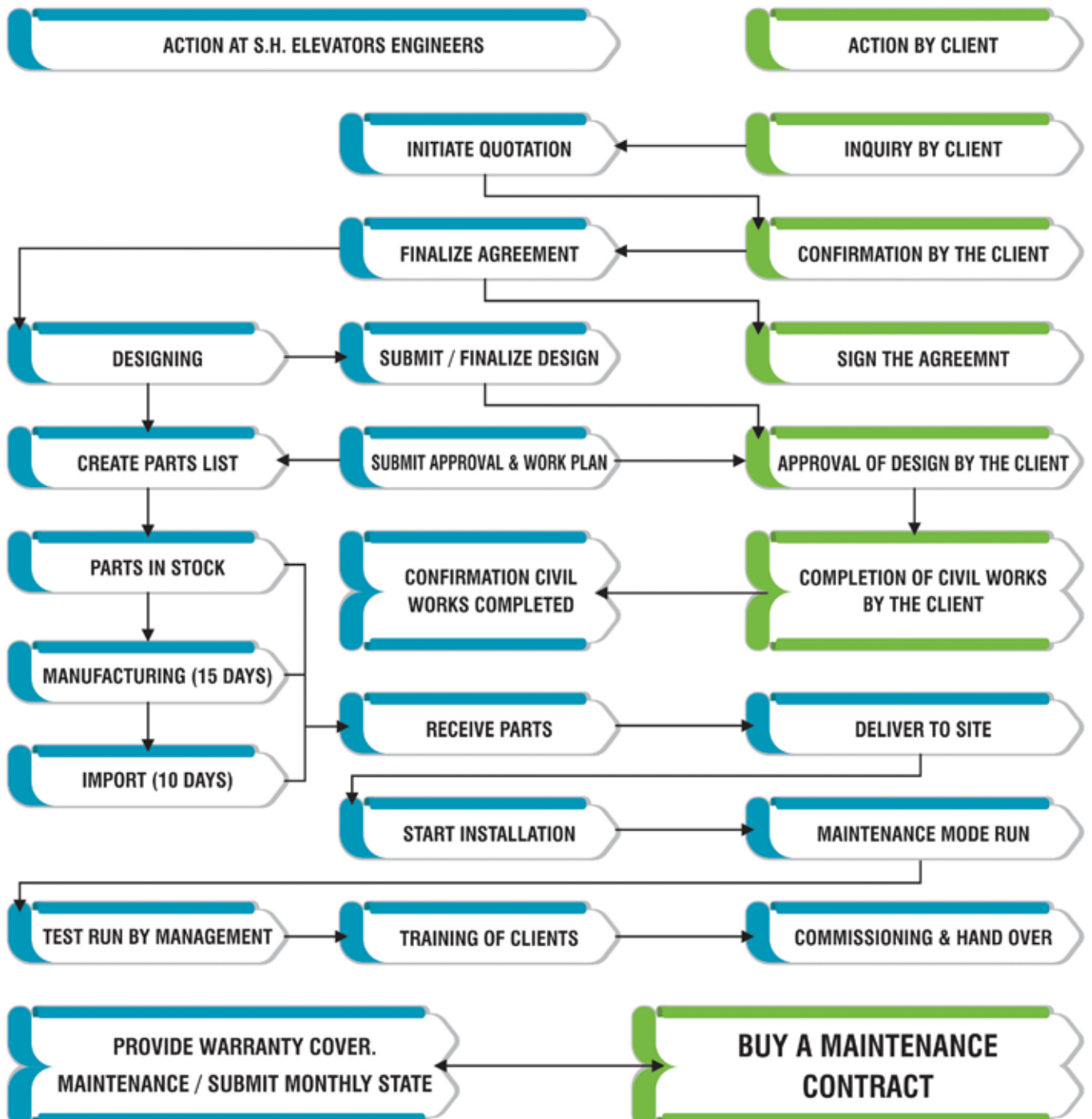
PRICING & PROCESS MODEL

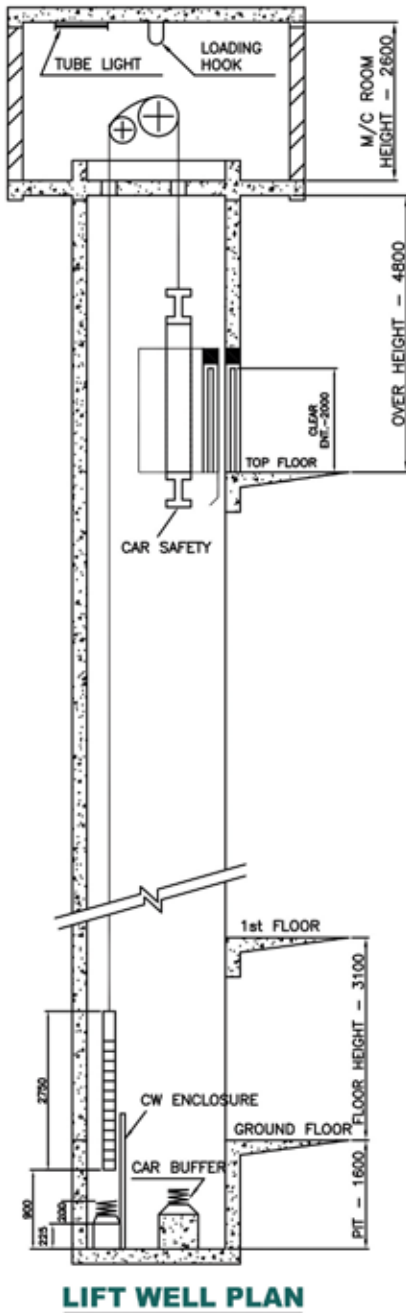
Specific prices are quoted for specific jobs. We work out our commercial offers on the basis of requirements of our prospective buyer, scope of work, effort estimation and key assumption. Sometimes, urgency and quantity are also important considerations.

There are three ways you can get a commercial offer / quotation :

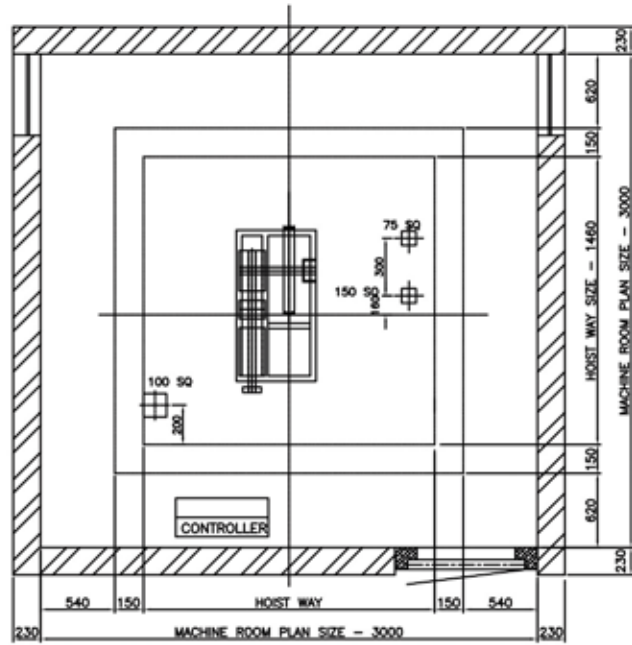
- Fill in the online form on our website : www.shelevators.com
- E-mail us your requirements on : s.h.elevators111@gmail.com / sh.liftcare@gmail.com
- Make a tell call to arrange a site survey or a meeting

EQUIPMENT INSTALLATION PROCESS MODEL



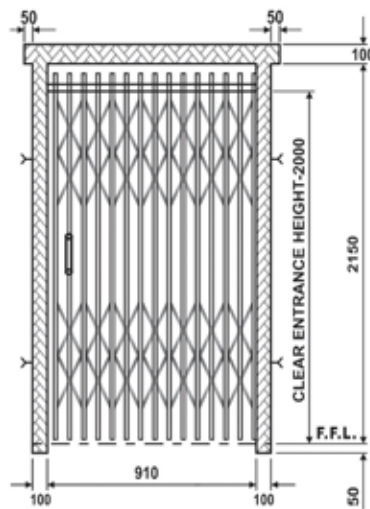


LIFT WELL PLAN

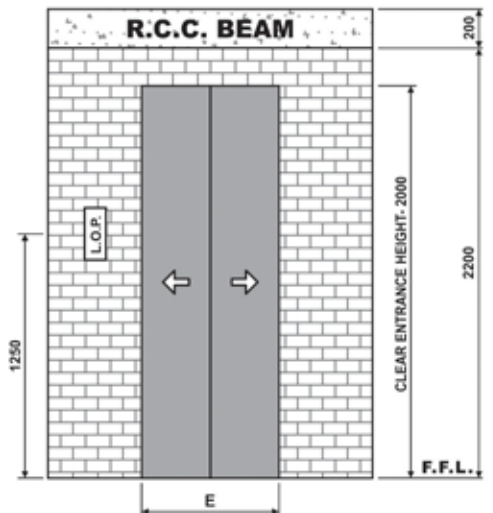


M/C ROOM PLAN

MANUAL COLLAPSIBLE / IMPERFORATE DOOR



CENTER OPENING AUTO DOOR



PASSENGER LIFT

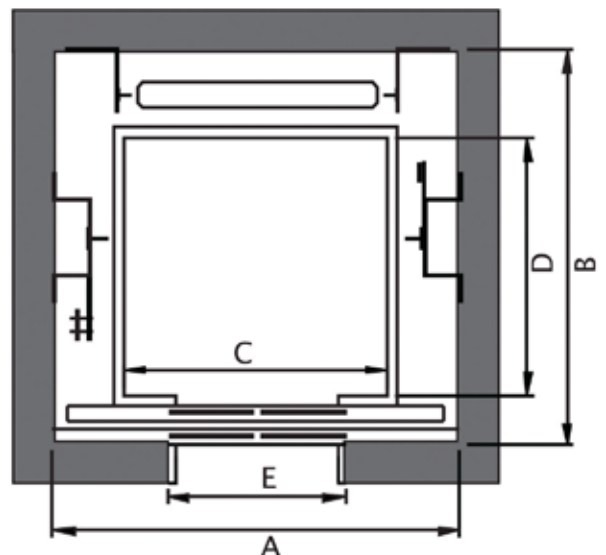
Capacity	Lift Speed	Lift Well	Cabin Inside		Entry	
			C	D	E	
4	0.63 / 1.0	1400	1450	950	900	700
5	0.63 / 1.0	1500	1500	1020	970	700
6	0.63 / 1.0	1650	1500	1100	970	700
8	0.63 / 1.0	1750	1700	1270	1170	800
10	0.63 / 1.0	1900	1800	1420	1270	800

PIT : 1600mm # OVER HEAD : 4800 mm # M/C. ROOM HEIGHT : 2600 mm

STRETCHER CUM PASSENGER LIFT

Capacity	Lift Speed	Lift Well	Cabin Inside		Entry	
			C	D	E	
13	0.32 / 1.0	1850	2400	1120	2000	800
16	0.32 / 1.0	1850	2800	1120	2400	900
20	0.32 / 1.0	2050	2800	1320	2400	1000
26	0.32 / 1.0	2350	2800	1620	2400	1000

PIT : 1600mm # OVER HEAD : 4800 mm # M/C. ROOM HEIGHT : 2600 mm



LIFT SHAFT, CAR & COUNTER PLAN



Group Of Companies :

- SH ELEVATORS PVT. LTD.
- SH ELEVATORS
- SH ENTERPRISE

Head Office :

FF 07, Fatima Heights, Behind Al-Madina Flat,
New Tandalja, Vadodara - 390012, GUJARAT.

Branches :

Botad, Jambusar, Rajpipla & Godhra (Guj.)
Udaipur (Raj.).

Mobile : +91 8401749291

: +91 9737474111

E-mail : s.h.elevators111@gmail.com

Customer Care : sh.liftcare@gmail.com

Website : www.shelevators.com

